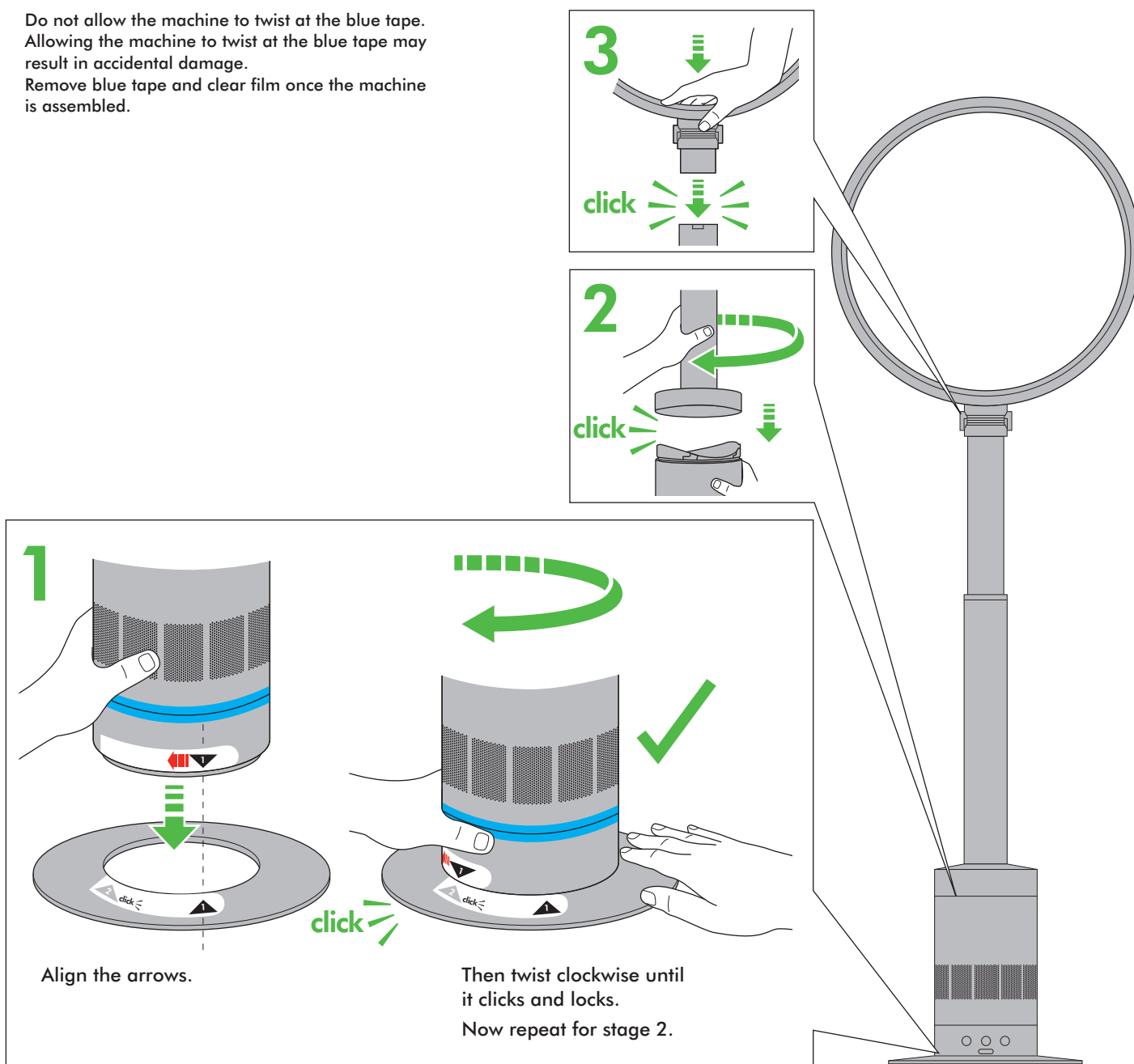


ASSEMBLY

Do not allow the machine to twist at the blue tape. Allowing the machine to twist at the blue tape may result in accidental damage. Remove blue tape and clear film once the machine is assembled.



**REGISTER**  
YOUR FREE 2 YEAR  
GUARANTEE TODAY




Your Dyson fan will be covered for parts and labour for 2 years from the date of purchase, subject to the terms of the guarantee.

If you have a query about your Dyson fan, call the Dyson Customer Care Helpline quoting the serial number and details of where/when you bought the fan. The serial number can be found on the rating plate which is on the base of the product.

Most queries can be solved over the phone by one of our Dyson Customer Care Helpline experts or by visiting [www.dyson.co.uk/support](http://www.dyson.co.uk/support)

Note your serial number for future reference.



For illustration purposes only.

### 3 EASY WAYS TO REGISTER YOUR FREE 2 YEAR GUARANTEE



**REGISTER  
ONLINE**

Visit our website to register your full parts and labour guarantee online.

[www.dyson.com/register](http://www.dyson.com/register)



**REGISTER  
BY PHONE**

Call our dedicated Helpline.

**UK 0800 298 0298**  
**ROI 01 475 7109**



**REGISTER  
BY MAIL**

Complete and return the form to Dyson in the envelope supplied.

# IMPORTANT SAFETY INSTRUCTIONS

## READ ALL INSTRUCTIONS BEFORE USING THIS APPLIANCE

When using an electrical appliance, basic precautions should always be followed, including the following:



### WARNING

#### THE FAN AND THE REMOTE CONTROL BOTH CONTAIN MAGNETS.

1. Pacemakers and defibrillators may be affected by strong magnetic fields. If you or someone in your household has a pacemaker or defibrillator, avoid placing the remote control in a pocket or near to the device.
2. Credit cards and electronic storage media may also be affected by magnets and should be kept away from the remote control and the top of the fan.




### WARNING

#### TO REDUCE THE RISK OF FIRE, ELECTRIC SHOCK OR INJURY:

1. This fan is not intended for use by young children or infirm persons with reduced physical, sensory or reasoning capabilities, or lack of experience and knowledge, unless they have been given supervision or instruction by a responsible person concerning use of the appliance to ensure that they can use the appliance safely.
2. Young children should be supervised to ensure that they do not play with the fan.
3. The air loop and base must be fitted securely before operating this fan. Do not dismantle the fan or use without the air loop and base fitted.
4. Do not operate any fan with a damaged cable or plug. Discard fan or return to an authorized service facility for examination and/or repair. If the supply cable is damaged, it must be replaced by Dyson, our service agent or similarly qualified persons in order to avoid a hazard.
5. If the fan is not working as it should or has been damaged, do not use and contact the Dyson Customer Care Helpline.
6. Do not run cable under carpeting. Do not cover cable with throw rugs, runners or similar coverings. Arrange cable away from traffic area and where it will not be tripped over.
7. Turn off all controls before unplugging. Unplug from outlet when not in use for extended periods. To avoid a tripping hazard, safely coil the cable.
8. Do not unplug by pulling on cable. To unplug, grasp the plug, not the cable.
9. Suitable for dry locations ONLY. Do not use outdoors or on wet surfaces and do not expose to water or rain.
10. Do not handle plug or fan with wet hands.
11. Do not stretch the cable or place the cable under strain. Keep cable away from heated surfaces.
12. Do not put any object into openings or the inlet grille. Do not use with any opening blocked; keep free of dust, lint, hair, and anything that may reduce airflow.
13. Do not use near furnaces, fireplaces, stoves or other high temperature heat sources.
14. Do not use in conjunction with or directly next to an air freshener or similar products.
15. Do not use any cleaning agents or lubricants on this fan. Unplug before cleaning or carrying out any maintenance.
16. Use only as described in this manual. Do not carry out any maintenance other than that shown in this manual, or advised by the Dyson Customer Care Helpline.
17. The use of an extension cable is not recommended.
18. Always carry the fan by the body, do not carry it by the air loop.
19. Choking hazard - This remote control unit contains a small battery. Keep the remote control away from children and do not swallow the battery. If the battery is swallowed seek medical advice at once.

## READ AND SAVE THESE INSTRUCTIONS



Do not pull on the cable.



Do not store near heat sources.

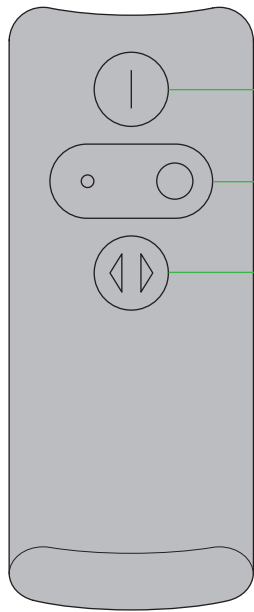


Do not use near open flame.



Do not carry by the loop amplifier.

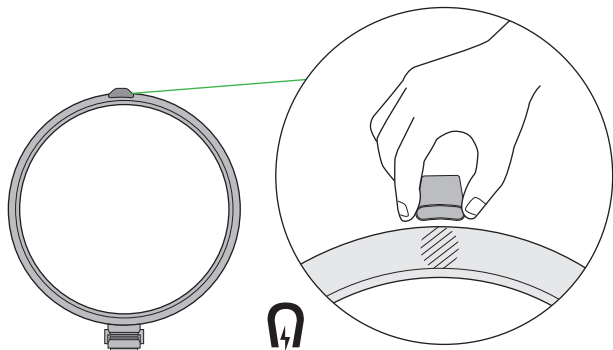
## Remote control



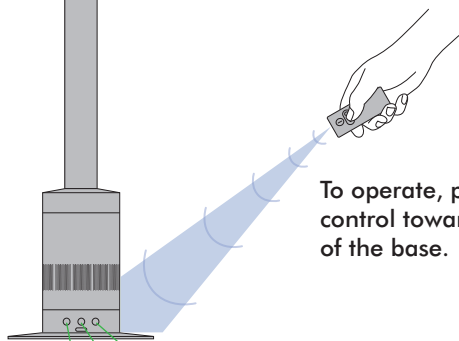
ON/OFF

AIRFLOW  
CONTROL

OSCILLATION



**Magnetic Location**  
Attach remote to dock with the  
buttons facing down.



To operate, point remote  
control toward the front  
of the base.



ON/OFF

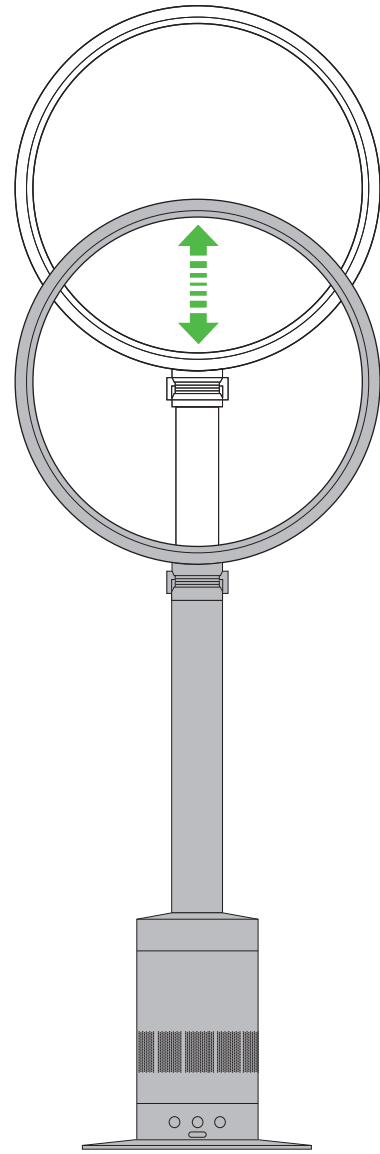


AIRFLOW  
CONTROL



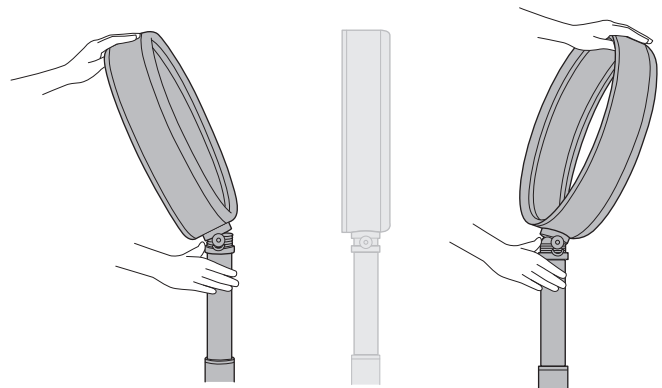
OSCILLATION

## Height adjustment



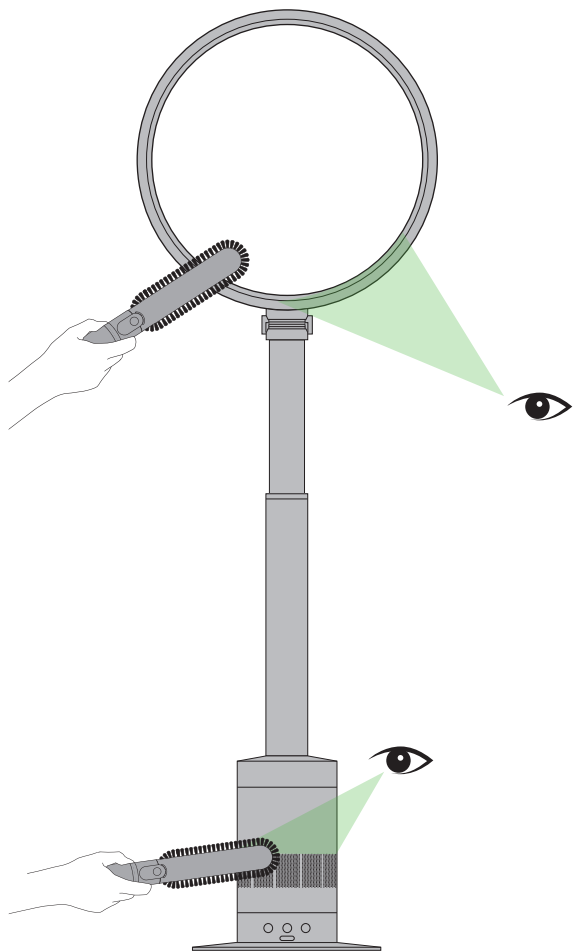
Gently raise or lower the loop amplifier to adjust height.

## Tilt function



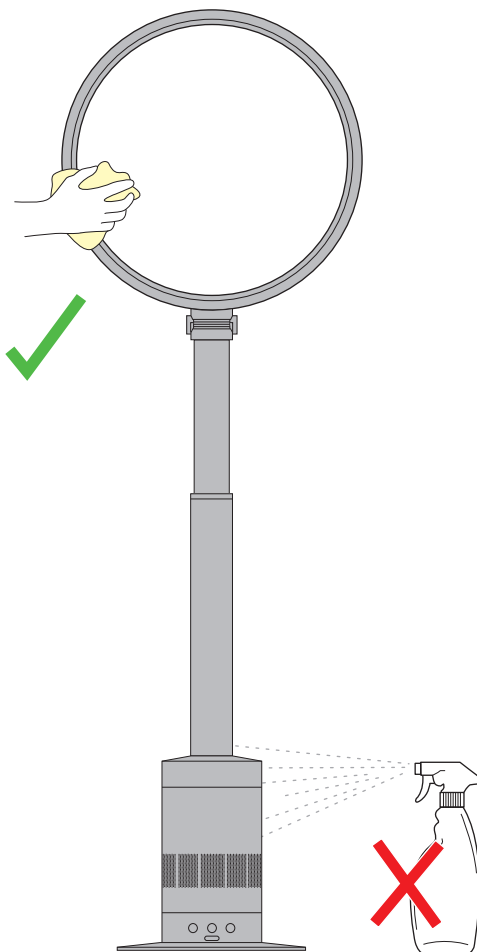
While holding the stand, tilt the loop amplifier  
towards or away from you to adjust airflow angle.

## Clearing blockages



Look for blockages in the air inlet holes and in the small aperture inside the loop amplifier. Use a soft brush to remove debris.

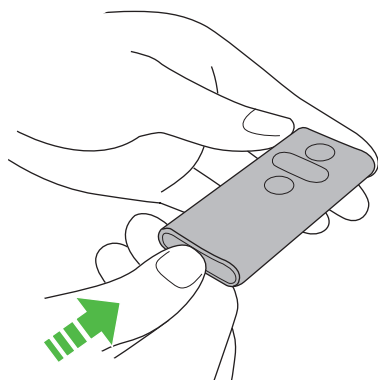
## Cleaning



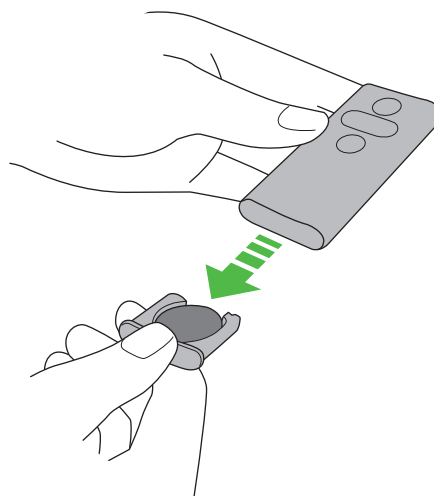
To clean, wipe with a dry or damp cloth. Do not use detergents or polishes to clean the fan.

## Replacing the battery

A blue light on the machine will flash when the remote's buttons are pressed. If the blue light stops flashing, replace the remote's battery. Battery type CR 2032.



Press the end of the remote to release the battery.



## BATTERY REPLACEMENT

### ⚠ CAUTION:

- Switch off and unplug the machine before replacing the batteries.
- If your product has more than one battery, replace all batteries at the same time and do not mix with other battery types.
- Do not install backwards or short circuit the batteries.
- Do not attempt to dismantle or charge the batteries. Keep them away from fire.
- Carefully follow all manufacturers instructions and warnings when installing new batteries.

## 2 YEAR DYSON GUARANTEE TERMS AND CONDITIONS

Terms and conditions of your Dyson 2 year guarantee.

- The guarantee becomes effective from the date of purchase.
- All work will be carried out by Dyson or its authorised agents.
- Any parts which are replaced will become the property of Dyson.
- The repair and replacement of the fan under guarantee will not extend the period of guarantee.
- The guarantee provides benefits which are additional to and do not affect your statutory rights as a consumer.
- You must provide proof of (both the original and any subsequent) delivery/purchase before any work can be carried out on your Dyson Fan. Without this proof, any work carried out will be chargeable. Please keep your receipt or delivery note.

## WHAT IS COVERED

- The repair and replacement of the fan if it is found to be defective due to faulty materials, workmanship or function within 2 years of purchase (if any part is no longer available or out of manufacture, Dyson will replace it with a functional replacement part).

## WHAT IS NOT COVERED

Dyson shall not be liable for costs of repair or replacement of a product incurred as a result of:

- Normal wear and tear.
  - Accidental damage, faults caused by negligent use or care, neglect, careless operation or handling of the fan which is not in accordance with this manual.
  - Damage as a result of use not in accordance with the rating plate.
  - Blockages – please refer overleaf for details on how to unblock the fan.
  - Use of the fan outside the country of purchase.
  - Use of parts and accessories other than those produced or recommended by Dyson.
  - Damage from external sources such as transit, weather, electrical outages or power surges.
  - Repairs or alterations carried out by parties other than Dyson or its authorised agents.
  - Failures caused by circumstances outside Dyson's control.
- If you are in doubt as to what is covered by your guarantee, please call the Dyson Customer Care Helpline on:  
UK 0800 298 0298  
ROI 01 475 7109

Remember: Always disconnect plug from mains before inspecting for problems. If the fan will not operate, first check the mains socket has electricity supply and that the plug is properly inserted into the socket.

If you are still experiencing problems with the Dyson fan, please call the Dyson Customer Care Helpline on:  
UK 0800 298 0298  
ROI 01 475 7109

## REGISTERING YOUR GUARANTEE

To help us ensure you receive prompt and efficient service, please register as a Dyson fan owner. There are three ways to do this:

- Visit our website to register your full parts and labour guarantee online.  
[www.dyson.com/register](http://www.dyson.com/register)
- Call our dedicated Helpline.  
Open 7am–10pm. 7 days a week.  
UK 0800 298 0298  
ROI 01 475 7109
- Complete and return the form to Dyson in the envelope supplied.
- This will confirm ownership of your Dyson fan in the event of an insurance loss, and enable us to contact you if necessary.

## DYSON CUSTOMER CARE

If you have a query about your Dyson fan call the Dyson Customer Care Helpline and quote your serial number, or contact us via the Dyson website. The serial number can be found on the base of the product. Most queries can be solved over the phone by one of our Dyson Customer Care Helpline experts or by visiting [www.dyson.co.uk/support](http://www.dyson.co.uk/support) If your Dyson fan needs servicing, call the Dyson Customer Care Helpline to discuss available options.

## DYSON CUSTOMER CARE DETAILS

If there are any queries, please call the Dyson Customer Care Helpline  
Open 7am–10pm. 7 days a week.

UK 0800 298 0298

ROI 01 475 7109

[www.dyson.com/support](http://www.dyson.com/support)

## ABOUT YOUR PRIVACY

Your information will be held by Dyson Limited and its agents for promotional, marketing and servicing purposes. If your personal details change, if you change your mind about any of your marketing preferences or if you have any queries about how we use your information, please let us know by contacting Dyson Limited, Tetbury Hill, Malmesbury, Wiltshire, SN16 0RP England, or by calling the Dyson Customer Care Helpline on UK: 0800 298 0298 or ROI: 01 475 7109. Or you can email us at [askdyson@dyson.co.uk](mailto:askdyson@dyson.co.uk) For more information on how we protect your privacy, please see our privacy policy on [www.dyson.co.uk/privacy](http://www.dyson.co.uk/privacy)

## DISPOSAL INFORMATION

Dyson products are made from high grade recyclable materials. Please dispose of this product responsibly and recycle where possible. The battery should be removed from the product before it is disposed of. Dispose or recycle the battery in accordance with local ordinances or regulations.

## PRODUCT INFORMATION

Product weight 4.35kg.

Please note: Small details may vary from those shown.



### Dyson Customer Care

If you have a question about your Dyson fan, call the Dyson Customer Care Helpline with your serial number and details of where and when you bought the fan, or contact us via the Dyson website. The serial number can be found on the base of the fan.

**UK Dyson Customer Care**  
[askdyson@dyson.co.uk](mailto:askdyson@dyson.co.uk)  
0800 298 0298  
Dyson Ltd, Tetbury Hill,  
Malmesbury,  
Wiltshire SN16 0RP.

**ROI Dyson Customer Care**  
[askdyson@dyson.co.uk](mailto:askdyson@dyson.co.uk)  
01 475 7109  
Dyson Ireland Limited Unit G10,  
Greenogue Business Park, Rathcoole,  
Dublin 24,  
Ireland.

# [www.dyson.com](http://www.dyson.com)



